

**myDisciplemaker**



EQUIPPING YOU TO BECOME AND BE HIS DISCIPLE

*"Establish my footsteps in Your word."*

Psalm 119:133

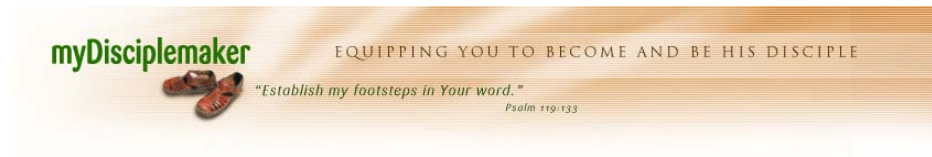
## ***Teacher's Version***

### ***Disciplemaking 1***

# ***Abiding in His Word***

***"If you continue in My word, then you are truly disciples of Mine; and you will know the truth, and the truth will make you free." John 8:31-32***

**My name :**



## Disciplemaking 1 Abiding in His Word

### Teacher's Page ... your student(s) don't have this page.

If you have taught a Bible study a few times, many times, or never, you will be more successful if you know what you are teaching, create and follow a good lesson plan, and care for those you teach. Remember that the goal of Bible teaching is changed lives ... increased knowledge resulting in increased obedience. Teaching will produce a great spiritual impact on your student(s) ... and also on you! Following the steps below will make it easier for you to teach Disciplemaking 1 ... and make it more understandable for your students. This course has been effectively taught by many people, numerous times, in many countries ... and you can do it too! Although this is not complex, it will require diligence to teach it effectively. *"Be diligent to present yourself approved to God as a workman who does not need to be ashamed, accurately handling the word of truth."* 2 Timothy 2:15

1. Learn as a student first:
  - Print a Student Version of Disciplemaking 1.
  - Listen to the Student Audio (on-line or downloaded) ... taking notes as needed on your Student Version.
  - Study each lesson thoroughly.
2. Prepare as the teacher:
  - Print a Teacher Version of Disciplemaking 1.
  - Listen to the Teacher Audio (on-line or downloaded) ... taking teaching notes as needed on your Teacher Version.
  - Print another Student Version.
  - Review the appendix on Teaching Others in your original Student Version.
  - Create your own notebook for teaching by combining your notes from your Student Version and Teacher Version into your new Student Version.
3. After teaching the first lesson:
  - Re-read the appendix on Teaching Others.
  - Evaluate your teaching of this lesson.
  - Make necessary adjustments as you prepare to teach the next lesson.
  - Repeat this process after lessons 4 and 7.
4. If you teach Disciplemaking 1 several times, it would be a good idea to periodically create a new teacher version.
5. We would like to pray for you while you are teaching. Please send an email informing us of your teaching to [contact@MyDisciplemaker.org](mailto:contact@MyDisciplemaker.org).

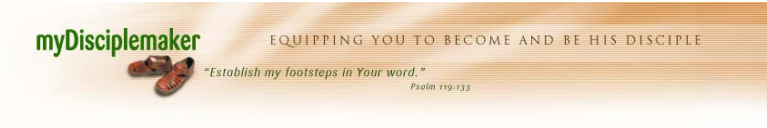
## 1. Briefly explain this page.

Tell your student(s) that taking notes is fine ... but to concentrate on understanding.

Encourage the asking of questions ... but, as the teacher, answer in context (now, later during the appropriate lesson, or after class)

Encourage: learning, applying, and multiplying.

2. Encourage your student(s) to visit [www.eWindows.org](http://www.eWindows.org) to access the multiple Web sites of Acts One Eight.



## Disciplemaking 1 Abiding in His Word

### Foreword

It is the official policy of Acts One Eight that this course not be just stored in your bookcase or on your hard drive. You have official permission and the strongest encouragement to apply it to yourself and to multiply it into the lives of others. This course can help you learn and abide in His Word as a disciple of Jesus Christ ... and assist you in teaching others to do the same. Before teaching this course, review the *Teaching Others* appendix.

You may contact John Morris, the author, for an e-mail response to any question about this course. Just send an e-mail to John at [questions@MyDisciplemaker.org](mailto:questions@MyDisciplemaker.org).

*Disciplemaking 1, as well as other courses and lessons, is available from [www.MyDisciplemaker.org](http://www.MyDisciplemaker.org). On that site, you can study online ... and/or print your own free copies.*

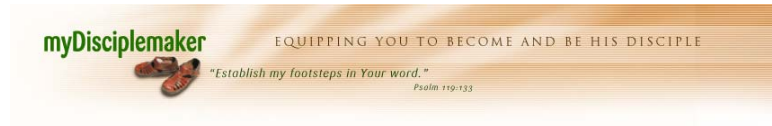
Acts One Eight publishes *Disciplemaking 1 ... Abiding in His Word*, copyright 2003. You may copy this course, or any part of it, for free or at-cost distribution ... without change to the content and with this copyright policy attached.

Scripture quotations are from the *New American Standard Bible*, copyright 1960, et al, by the Lockman Foundation, La Habra, California, USA



Acts One Eight, PO Box 1010, Colorado Springs, CO 80901 USA

1. Briefly explain the schedule you intend to keep in teaching these lessons.



## Disciplemaking 1 Abiding in His Word

### Table of Contents

#### I. Introduction

##### 1. Salvation

##### 2. Prayer

##### 3. Bible Study

##### 4. The Old Testament

##### 5. The Life of Christ

##### 6. The New Testament

##### 7. Knowing God

##### 8. God's Will

##### 9. In The Body

##### 10. In The War

#### A. Teaching Others

2. As the teacher, try to stay within the content of each lesson so that it will be easier for your student(s) to apply and multiply this course.